

DEXCOWIN

IRAY A6

ADX6000
ADX6000FB



Visit our website
dexcowin.com

DEXCOWIN'S SIGNATURE LINE OF X-RAY SYSTEMS

SPECIFICATIONS

Tube Voltage	50KV~80KV	Exposure	0.05 - 1.35sec
Tube current	1mA~5mA	Detector	Flat panel sensor/detector
Focal spot	0.8mm	Power Supply	18.5Vdc
Target angle	16	Memory	Internal SSD: 4GB, External FLASH Memory: 16GB (iRayA6 Only)
Total Filtration	More than 3.1mmAl(At 80kV) (Inherent Filtration: 1mmAl, Fixed added filter: 1.9mmAl, Collimator: 0.2mmAl) IRAYA6 only : More than 2.5mmAl(At 80kV) (Inherent Filtration: 1mmAl, Fixed added filter: 1.5mmAl)		

Backscatter Shield

LCD Window

Exposure Button



Collimator



DEXCOWIN

USA BRANCH
KOREA HQ

3701 Hidalgo St. Irving, TX 75062 USA 1626-993-8466 / 155 N. Lake Ave. Suite 800 Pasadena CA, 91101 USA 1626-993-6716
901~905, 25, Gasan digital 1-ro 25, Geumcheon-gu, Seoul, Republic of Korea 02-23402.5500 E. info@dexcowin.com
www.dexcowin.com

DEXCOWIN

IRAY A6

ADX6000
ADX6000FB

DEXCOWIN'S SIGNATURE LINE OF X-RAY SYSTEMS



Medical



Veterinary



Orthopedic

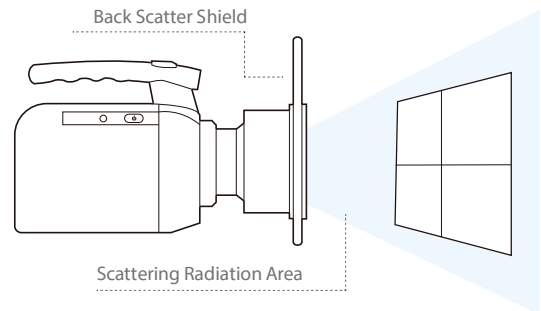


SPECIFICATIONS

Advanced Radiation Safety

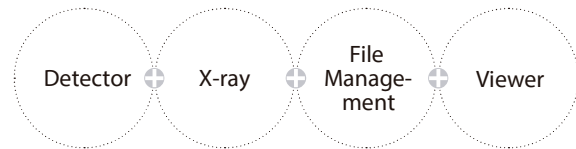
- 1/7 lower radiation doses than wall mounted x-ray
- Internal Multiple Lead wrapping ensures no radiation leakage
- External Backscatter Shield provides safety from radiation doses
- Skin Guard (SSD Cage) Keeps minimal distance from the patient

+ Highlight Ensures both user & patient safety by reducing radiation exposure



ALL-IN.ONE Solution

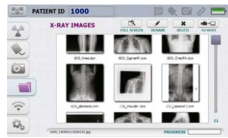
- X-Ray + Image Display – ADX6000 only
- Advanced X-Ray source & Digital Detector (DR), Immediate Image display on screen



+ Highlight Cost and Time effective

Creative Design

- 4.3" Touch Key Control Panel LCD
- Image Data wireless transfer or download- ADX6000 only
- Image mirroring function on Unit and PC- ADX6000 only
- Collimator to limit aiming area, Convenient Handle
- Concept of camcorder and Lantern combined



+ Highlight Efficient and faster workflow

Battery

- Takes 200 shots per fully charged battery
- 5 Cell high capacity battery pack
- Adjustable power

Stable Positioning

- Adequate Skin Guard [SSD Cage]
- Pin-point collimator AIMING LIGHT

+ Highlight Patient safety and clear Images

Composition

+ Standard Package Main body, 8*10 Flat Panel Detector, 2 Batteries and charger set, Back Scatter shield & Skin Guard, PC link(iRayA6 only), Data downloading USB cable(iRayA6 only), Image Processing Software copy (iRayA6 only), Wi-Fi Dongle (iRayA6 only), Touch Pen, Manual CD, Certificate of Conformance, Hard Case, Assistant handle(iRayA6FB only)

+ Optional Accessories SMPS AC Power Supply (iRayA6 only), AllMyT (stand), Wired Remote Controller

